



Sports Lighting Guide 2025

Manufacturers of quality lighting since 1920



Certificate Number: 12255 QMS-001
ISO 9001: 2015
ISO 14001: 2015
ISO 45001: 2018



British Family Run Business

British Electric Lamps Ltd
www.bellighting.co.uk



Super efficient LED Sports lighting leads to lower costs and increased performance.

Switching from energy-efficient lighting to LED lighting in sports venues offers numerous advantages that enhance both operational efficiency and the spectator experience. LED lights are more cost-effective in the long run, consuming significantly less energy than other so-called 'energy-efficient' alternatives and providing substantial savings on utility bills.

Additionally, LED's have a much longer lifespan, reducing maintenance requirements and associated costs, as they rarely need replacements or repairs. LED's also enhance performance on the field, delivering brighter, more uniform lighting that improves visibility for both players and spectators. Their durability makes them ideal for sports environments, as they can withstand impact, vibration, and harsh weather conditions.

Finally, LED's are more environmentally friendly, as they consume less energy and produce lower carbon emissions, aligning with your sustainability goals.

● Cost Effectiveness

LED lights significantly reduce energy costs over time, resulting in a fast return on investment for sports venues.

● Maintenance

LED's require far less frequent replacements than other types of lighting, which cuts down on maintenance disruptions and labour costs.

● Performance

LED lighting provides consistent, high-quality illumination, which minimizes shadows and enhances the clarity of fast-paced sports action.

● Durability

Built to withstand harsh conditions, LEDs are more resilient to vibrations and weather extremes, making them suitable for both indoor and outdoor sports settings.


● Environment

With lower energy consumption and no toxic materials, LEDs reduce carbon emissions and contribute to a venue's overall sustainability efforts.

Find the funding support you need



Tennis
LTA



Football
The FA



Rugby
England Rugby



Hockey
GB Hockey



GAA
Gaelic Athletic
Association



Cricket
ECB

BELL Sports Lighting products conform to the above lighting standards for the relevant governing bodies



Sports Lighting

Benefits of BELL LED lighting

Over recent years, LED lighting has become more and more prevalent. As technology has improved, LED lamps and fittings have become more efficient, and with these improvements legislation has been introduced to move manufacturers towards LED lighting. With a 40-60% energy saving as a result of moving from energy hungry high powered Metal Halide Floodlights, to LED Floodlights with an equivalent lumen output, it's no secret that BELL Lighting offer an outstanding and environmentally conscious range of external products. An even higher energy saving is on offer where lower wattage Floodlights are concerned, with our Skyline Slim+ 10-50W LED products providing a 90% saving on average from previous Halogen options.

With LMR80 and B10 credentials stated for our Floodlights, meaning that our customers can expect a maximum 20% lumen depreciation over the stated lifetime hours of our products, and a maximum failure rate of 10% for installed products over the same period, we are an LED Floodlight supplier that you can trust.

Our range covers all bases, from the Skyline Powertron which is ideal for Sports Pitches and Tennis Courts, to the Skyline Virtus which offers a solution for a variety of applications.

How much can you save?

Switching from Halogen or Metal Halide to LED lighting is a guaranteed way to save money and reduce emissions. Along with this, LED Floodlights require far less maintenance post installation, and their energy cost is significantly lower than their outdated technology equivalents.

Cost savings are always installation and project dependent, and our Energy Saving Calculator tool which can be found on our website is an excellent starting point in determining the potential benefits of switching to LED. As an example of the level of savings on offer, a recent project using our 600W Skyline Powertron fittings resulted in a £12,000 annual saving, this was an 80% saving on the previous costs, and ensured that the cost of installation was recouped in an extremely timely manner.

With exceptional warranties, lifetime hours, and long-term support on offer, our customers can be assured that switching to LED sports lighting is a sound decision which can provide a host of benefits, from immediate costs, maintenance, and lighting quality, to a reduction in the impact which lighting has on the environment.

Lighting Design, a dedicated team of specialist engineers ready to help

Our team of professional lighting designers and engineers have over 50 years of experience in the lighting industry. We know the importance of good lighting design and the benefits a lighting engineer will bring to a project. Our lighting design service ensures correct light levels are achieved in compliance with current regulations.





Sports Lighting Turn Key Solutions

BELL Lighting Can offer a full turn key solution from design to install and commissioning for all sports lighting projects from small scale local clubs to full size stadiums.

Services Include:

Site survey and evaluation

Audited and approved funding options

Full quotation for turn key solution from survey through to post commissioning

Detailed lighting design covering all lumens, uniformity, distribution and spillage to relevant compliant lighting standards for appropriate sports association

Complete installation with approved and qualified professional installers, inclusive of all materials required, cabling, fixtures and qualified columns

Post install commissioning and report to confirmed lighting approved standard for relevant sports association

UK based Technical and customer support team to look after any needs during quotation, planning, preparation, install and after sales care

Product manufacture

10 year product warranty

2 year on site warranty

Components designed and tested in BELL UK laboratory QA department

Products comply to UK/EU regulations and are certified to CE & UKCA standards

Products designed to anti light pollution requirements

Quality control: ISO 9001 :2015

Sustainability: ISO 14001 :2015

Approved UK Lighting company

CSR and environmental credentials



Certificate Number: 12255 QMS-001
ISO 9001: 2015
ISO 14001 :2015
ISO 45001: 2018





The BELL Difference - Research, Quality Control & Testing Facilities

British Electric Lamps Ltd. was established in 1920 and has built a reputation within the industry for manufacturing quality products and providing excellent service to our customers.

British Electric Lamps Research and Development department was established in 2012, this was augmented by the Lighting Laboratory and the Quality Control/Quality Assurance facility in 2013.

All products manufactured by British Electric Lamps undergo a stringent set of quality control procedures, carried out in accordance with the latest standards. Be assured that when you choose BELL lamps or fittings you are getting the most energy efficient units available today, saving you money, energy and reducing your carbon footprint.

The Photometric Sphere tests all product output data; lumens, spectrum, colour temperature, power factor and actual power. This allows availability of photometric data and illumination data for lighting design schemes.



Thermal Imaging Cameras are used to ensure correct operation and thermal management of LED products. Thermal management is essential for LED products to prevent limited product life and lumen depreciation.



Using a Multimeter to check the DC voltage output of our Sports Lighting products allows us to test the maximum and minimum output voltages of a fitting. With the Multimeter in AC voltage range, we can also check that the measurement shows close to zero.



All of our new products go through our testing area at BELL House. This area allows us to mitigate against early failures by placing products on test for 3 weeks or more; this gives us supreme confidence in our products.



Secure Life Testing Area situated on-site at the National Distribution Centre, batch tests all manufactured items to ensure continuity to life standards.



Lighting Schemes Football


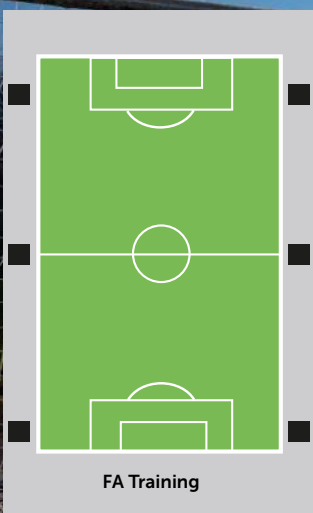
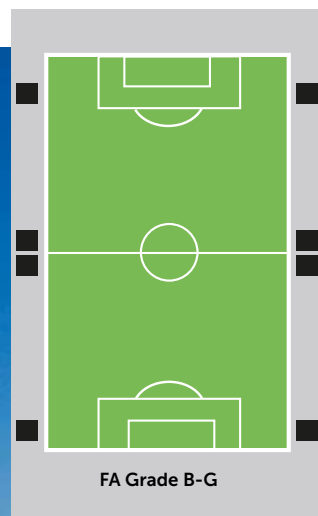
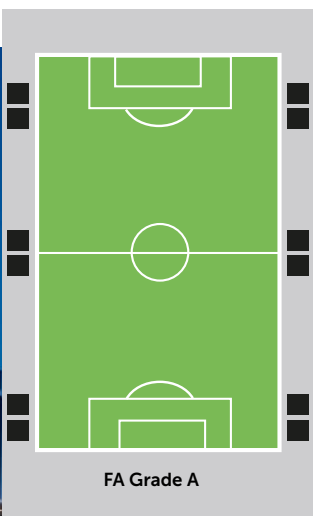
Lighting should provide uniform illumination over the pitch, appropriate for the proposed grade of competition. The lighting should ensure that the full flight of the ball is visible while providing good viewing conditions for players, officials and spectators. For competitions, the lighting requirements will probably be dictated by the viewing requirements of spectators, which are in turn related to the viewing conditions and spectator capacity.

Particular attention should be paid to providing low glare and uniform lighting within goalmouth areas. This is to ensure good visual conditions for goalkeepers relative to set plays. To ensure good viewing conditions for goalkeepers, lighting masts should not be located in line with the goal-line.



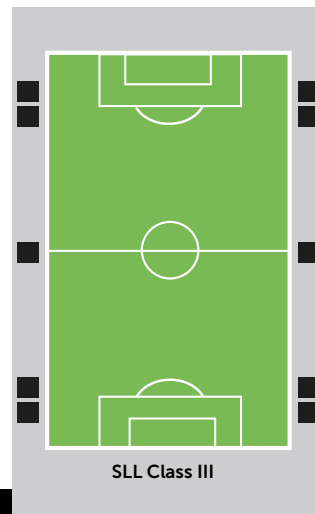
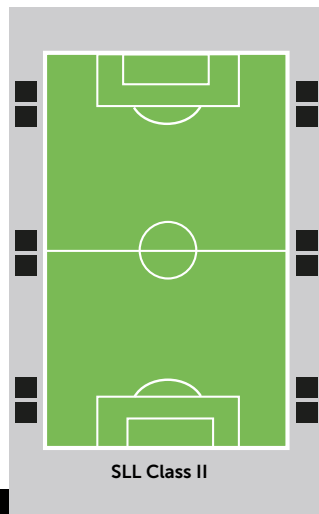
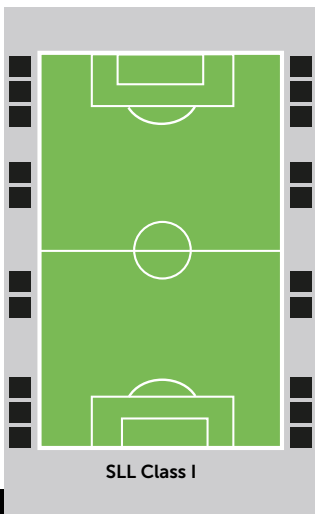
Football
The FA

Football (100 x 64m)						
Football	FA Grade A		FA Grade B-G		FA Training Only	
Product Type	Powertron 1800W + 1200W		Powertron 1800W		Powertron 1800W + 1200W	
Lumens	280,400		280,400		233,200	
Total Wattage	19.2 kW		14.4 kW		8.4 kW	
Quantity	8+4		8		6	
Columns	6 x 15m		6 x 15m		6 x 15m	
Results	Achieved	Required	Achieved	Required	Achieved	Required
Ave Lux	270	250	208	180	130	120
Uniformity	0.82	0.60	0.76	0.60	0.71	0.60





Football (100 x 64m)						
Football	SLL LG4 - Class I		SLL LG4 - Class II		SLL LG4 - Class III	
Product Type	Powertron 1800W + 1200W		Powertron 1200W		Powertron 600W	
Lumens	269,700		187,400		92,600	
Total Wattage	33.6 kW		14.4 kW		6 kW	
Quantity	16 + 4		12		10	
Columns	8 x 15m		6 x 15m		6 x 12m	
Results	Achieved	Required	Achieved	Required	Achieved	Required
Ave Lux	534	500	211	200	86	75
Uniformity	0.75	0.70	0.73	0.60	0.70	0.50



- Uniformity is a key consideration for all sports pitches, with a uniform design being particularly important at higher levels of play. Central areas can often receive too much light, meaning that designers must be careful not to over light this area.
- Corner areas are often subject to drops in lighting levels for football pitches; it is important that lighting designs take this into account and offer a design with suitable tilt and aiming angles.
- Particular attention should be paid to providing low glare and uniform lighting within goalmouth areas. This is to ensure good visual conditions for goalkeepers relative to set plays. To ensure good viewing conditions for goalkeepers, columns should not be located in line with the goal-line.



Running cost savings over lifetime of the fittings
£96,561*

Lighting Schemes Rugby

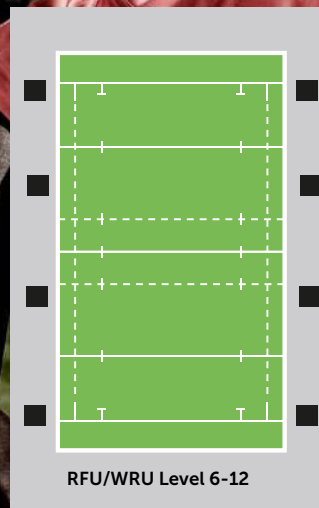
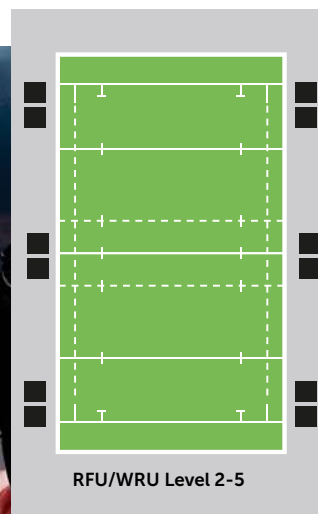
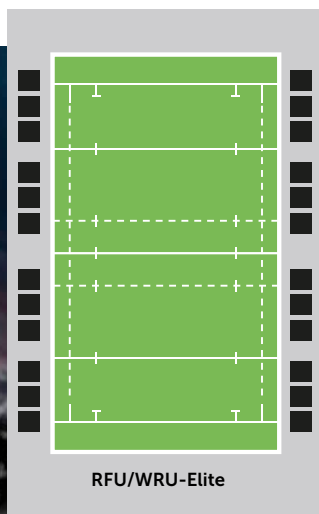
The lighting should provide uniform illumination over the full pitch, appropriate to the proposed class of competition. It should also ensure that the full flight of the ball is visible while providing good viewing conditions for players, officials and spectators. For competitions, the lighting requirements will probably be dictated by the viewing requirements of spectators, which in turn are related to the viewing conditions and spectator capacity of the sports ground.

Various lighting systems may be suitable for rugby grounds and stadia. In the provision of any lighting system, thought should be given to reduce visual obstruction of the event for spectators wherever possible. Care should be taken to ensure that shadows are not cast onto the pitch from floodlights located behind grandstand rooflines. It is permissible to place masts in line with or close to the scoring (try) line as masts located close to this line can reduce shadowing from the high goal posts.

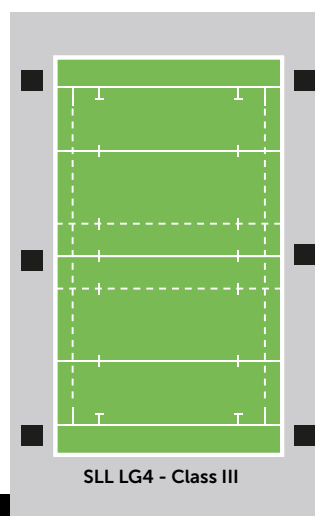
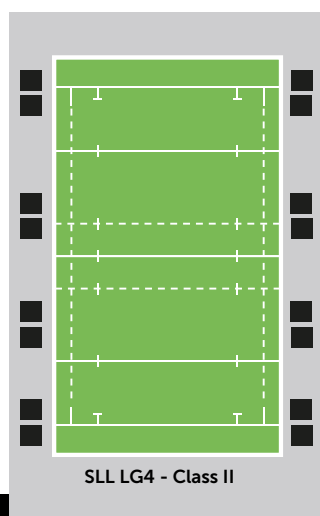
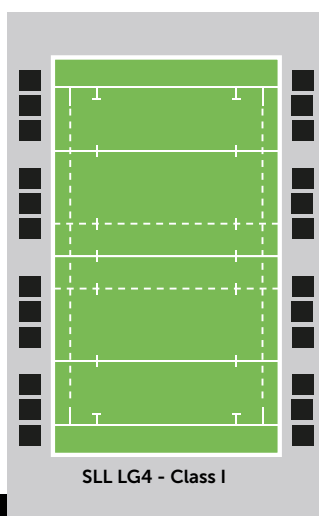


Rugby
England Rugby

RUGBY (120 x 70m)						
Rugby	RFU/WRU-Elite/Super League		RFU/WRU Level 2-5		RFU/WRU Level 6-12	
Product Type	Powertron 1800W		Powertron 1800W		Powertron 1200W	
Lumens	280,450		280,450		186,030	
Total Wattage	43.2 kW		21.6 kW		9.6 kW	
Quantity	24		12		8	
Columns	8 x 16m		6 x 16m		8 x 12m	
Results	Achieved	Required	Achieved	Required	Achieved	Required
Ave Lux	517	500	249	200	116	100
Uniformity	0.78	0.70	0.75	0.60	0.60	0.50



RUGBY (120 x 70m)						
Rugby	SLL LG4 - Class I		SLL LG4 - Class II		SLL LG4 - Class III	
Product Type	Powertron 1800W		Powertron 1200W		Powertron 1200W	
Lumens	280,450		186,030		186,030	
Total Wattage	43.2 kW		19.2 kW		7.2 kW	
Quantity	24		16		6	
Columns	8 x 16m		8 x 15m		6 x 15m	
Results	Achieved	Required	Achieved	Required	Achieved	Required
Ave Lux	514	500	226	200	88	75
Uniformity	0.75	0.70	0.70	0.60	0.72	0.50



- Rugby pitches are longer than other sporting areas, meaning that lighting designs can be particularly challenging, as uniformity is often dependent on the column positions which are in place. Our lighting design team is experienced in providing compliant designs for Rugby pitches with this in mind.
- Lighting schemes must ensure that the full flight of the ball can be seen by players, officials and spectators, meaning column heights and aiming angles must be carefully considered.
- Unlike with other ball sports, it is permissible to install lighting to columns which are in line with scoring areas; this helps to reduce shadows from goal posts.

Running cost
savings over lifetime
of the fittings

£71,371*



Lighting Schemes Outdoor Tennis

The primary visual requirements in tennis are for the players, match officials and any spectators to see both the ball and the court together with its associated markings. It is important that a player does not suffer from disability glare when serving or following a ball. The type of light source and positioning of luminaires should be considered during the design process.




For the playing of tennis under floodlights the reflectance of the court surface is significant. The characteristics of the surface material of the court are of importance when considering floodlighting systems.

Sharp cut-off luminaires are preferable for tennis court floodlighting, the benefits of which include accurate light output control, a restriction in light overspill and a reduction in direct glare for the players. Columns should be positioned so that participants are unlikely to collide with them.






Tennis
LTA

External Tennis (Two Courts)						
Tennis	LTA (All On)		LTA (Individually Switched)		LTA Minimum (All On)	
Product Type	Powertron 1200W		Powertron 1200W		Powertron 1200W	
Lumens	186,030		186,030		186,030	
Total Wattage	7.2 kW		4.8 kW		4.8 kW	
Quantity	6		4		4	
Columns	6 x 8m		6 x 8m		4 x 10m	
Results	Achieved	Required	Achieved	Required	Achieved	Required
Ave Lux PPA	584	500	550	500	454	400
Ave Lux TPA	551	400	514	400	435	300
Uniformity PPA	0.92	0.70	0.91	0.70	0.75	0.70
Uniformity TPA	0.64	0.60	0.63	0.60	0.66	0.60



External Tennis (Two Courts)						
Tennis	SLL LG4 - Class I		SLL LG4 - Class II		SLL LG4 - Class III	
Product Type	Powertron 1200W + 600W		Powertron 600W		Powertron 600W	
Lumens	186,030		92,600		92,600	
Total Wattage	4.8 kW		3.6 kW		2.4 kW	
Quantity	2 + 4		6		4	
Columns	6 x 8m		6 x 8m		4 x 8m	
Results	Achieved	Required	Achieved	Required	Achieved	Required
Ave Lux	513	500	352	300	241	200
Uniformity	0.77	0.70	0.75	0.70	0.86	0.60



- The use of 6 LED Floodlights per court (for courts with a standard column layout) will generally provide the best results for Class 2 Tennis, if tilted and aimed correctly.
- Using our products in the correct layout offers ideal lighting levels, with levels only being increased when all LED Floodlights are in use across several courts at a multi-court club.
- Our Lighting Design Team can provide ILP GN01/21 compliant designs when obtrusive light has been stated as a key factor at the design stage.



Running cost
savings over lifetime
of the fittings
£63,974*



Lighting Schemes Field Hockey

Hockey is a visually demanding sport due to the combination of fast action and small ball. As a consequence, the illuminances necessary to participate and follow play are greater than with most other exterior ball sports. A high level of illuminance uniformity is necessary in both horizontal and vertical planes to prevent adaptation problems for players, officials and spectators at all levels of play.

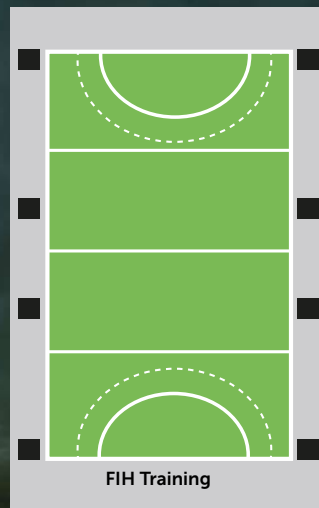
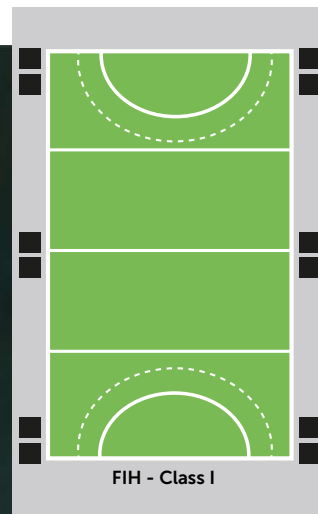
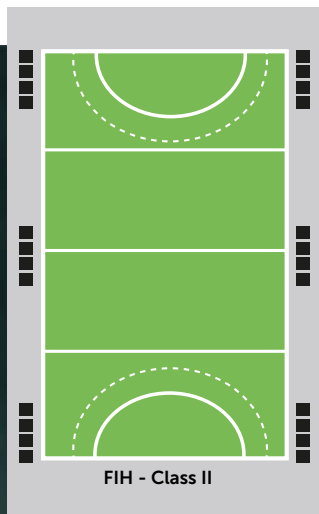
The game is played primarily at ground level. The lighting must minimise shadowing, enabling the ball to remain in view at all times. Particular attention should be paid to providing low-glare, uniform lighting within goal areas, along goal lines and at corner locations. This is to ensure good visual conditions for goalkeepers relative to set plays (corners, half corners, free hits and penalties). Lighting masts should not be located in line with the goal-line axes.

End-mast positions should preferably be located outside the intersection of side and goal lines to minimise corner shadows. There must be an obstacle-free zone extending 5m beyond the goal lines and 4m beyond the sidelines, within which masts must not be located.

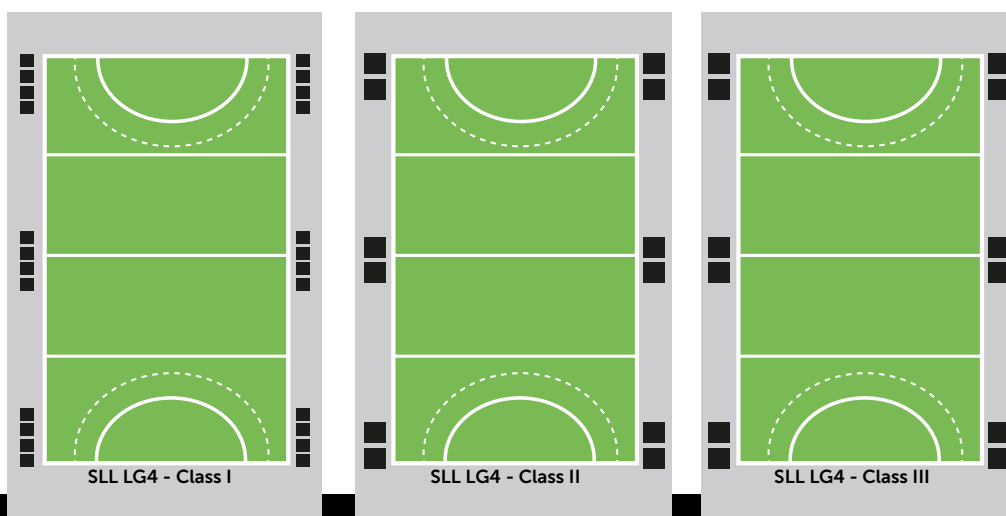


Hockey
GB Hockey

Hockey (91 x 55m)						
Hockey	FIH - Class II		FIH - Class I		FIH - Community Training	
Product Type	Powertron 1200W		Powertron 1800W		Powertron 1800W	
Lumens	188,660		283,300		280,450	
Total Wattage	28.8 kW		21.6 kW		14.4 kW	
Quantity	24		12		8	
Columns	6 x 18m		6 x 18m		6 x 15m	
Results	Achieved	Required	Achieved	Required	Achieved	Required
Ave Lux	513	500	374	350	253	200
Uniformity	0.80	0.70	0.83	0.70	0.83	0.60



Hockey (91 x 55m)						
Hockey	SLL LG4 - Class I		SLL LG4 - Class II		SLL LG4 - Class III	
Product Type	Powertron 1200W		Powertron 1800W + 1200W		Powertron 1200W	
Lumens	188,660		283,300		186,030	
Total Wattage	28.8 kW		19.2 kW		14.4 kW	
Quantity	24		8 + 4		12	
Columns	6 x 18m		6 x 18m		6 x 15m	
Results	Achieved	Required	Achieved	Required	Achieved	Required
Ave Lux	510	500	315	300	217	200
Uniformity	0.71	0.70	0.82	0.70	0.80	0.50



- The illuminances necessary for Hockey, both to participate and follow play, are greater than with most other exterior ball sports. A high level of illuminance uniformity is necessary in both horizontal and vertical planes to prevent adaptation problems for players, officials and spectators at all levels of play.
- Goal lines and corner areas must be given special attention, ensuring that glare is kept to a minimum.
- There must be an obstacle-free zone extending 5m beyond the goal lines and 4m beyond the sidelines; columns must not be located in these areas.



Running cost
savings over lifetime
of the fittings

£97,611*

Lighting Schemes Gaelic Football

Lighting should provide uniform illumination over the pitch, appropriate for the proposed grade of competition. The lighting should ensure that the full flight of the ball is visible while providing good viewing conditions for players, officials and spectators. For competitions, the lighting requirements will probably be dictated by the viewing requirements of spectators, which are in turn related to the viewing conditions and spectator capacity.

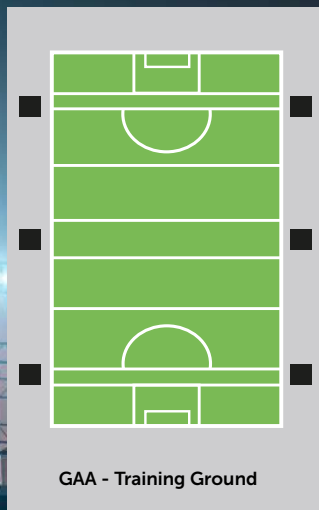
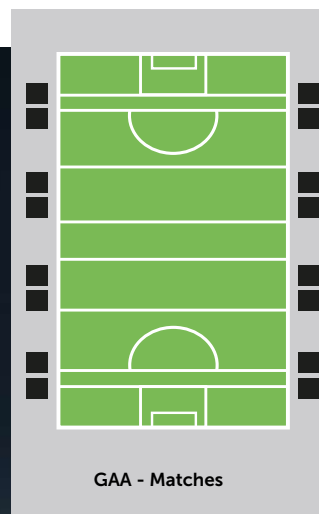
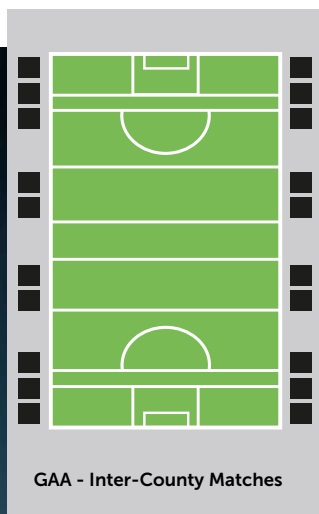
Particular attention should be paid to providing low glare and uniform lighting within goalmouth areas. This is to ensure good visual conditions for goalkeepers relative to set plays. To ensure good viewing conditions for goalkeepers, lighting masts should not be located in line with the goal-line.



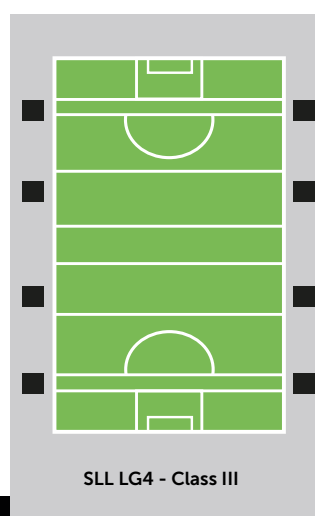
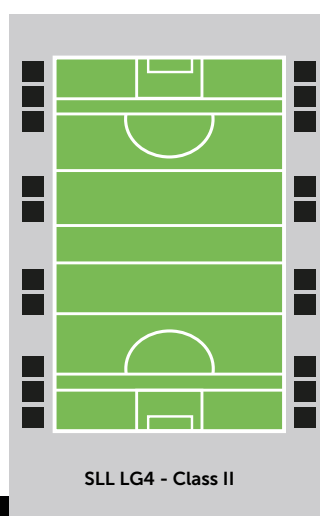
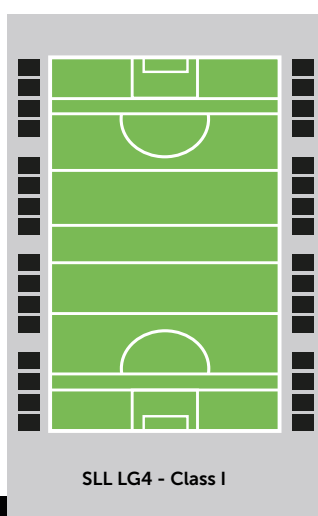
GAA

Gaelic Athletic
Association

Gaelic Football (140 x 80m)						
Gaelic Football	GAA - Inter-County Matches		GAA - Matches		GAA - Training Ground	
Product Type	Powertron 1800W		Powertron 1800W		Powertron 1800W	
Lumens	283,300		280,450		280,450	
Total Wattage	36 kW		28.8 kW		10.8 kW	
Quantity	20		16		6	
Columns	8 x 18m		8 x 18m		6 x 15m	
Results	Achieved	Required	Achieved	Required	Achieved	Required
Ave Lux	314	300	261	250	102	75
Uniformity	0.75	0.70	0.82	0.60	0.67	0.50



Gaelic Football (140 x 80m)						
Gaelic Football	SLL LG4 - Class I		SLL LG4 - Class II		SLL LG4 - Class III	
Product Type	Powertron 1800W		Powertron 1200W		Powertron 1200W	
Lumens	283,330		186,030		186,030	
Total Wattage	57.6 kW		24 kW		9.6 kW	
Quantity	32		20		8	
Columns	8 x 18m		8 x 18m		8 x 15m	
Results	Achieved	Required	Achieved	Required	Achieved	Required
Ave Lux	518	500	208	200	84	75
Uniformity	0.72	0.70	0.71	0.60	0.70	0.50



- The lighting should ensure that the full flight of the ball is visible while providing good viewing conditions for players, officials and spectators.
- For competitions, the lighting requirements will probably be dictated by the viewing requirements of spectators, which are in turn related to the viewing conditions and spectator capacity.
- Lighting should provide uniform illumination over the pitch, appropriate for the proposed grade of competition.



Running cost
savings over lifetime
of the fittings
£79,768*

Lighting Schemes Hurling

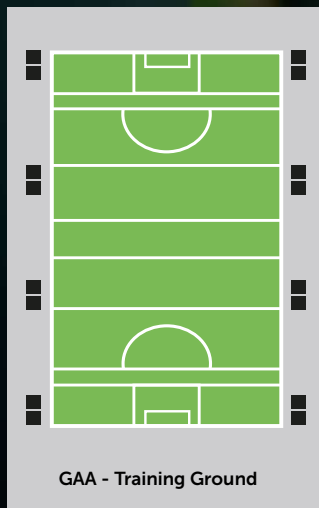
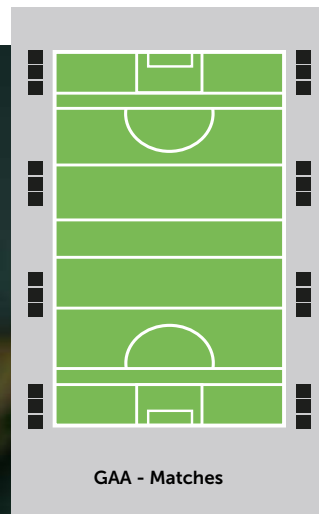
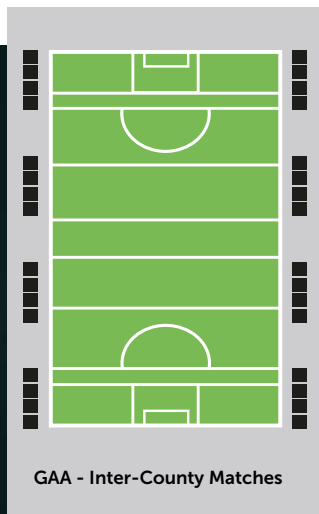
Hurling is a visually demanding sport due to the combination of fast action and small ball. As a consequence the illuminances necessary to participate and follow play are greater than with most other exterior ball sports. A high level of illuminance uniformity is necessary in both horizontal and vertical planes to prevent adaptation problems for players, officials and spectators at all levels of play. As the ball may be carried or struck on the ground or in the air, the lighting should ensure that the full flight of the ball is visible while minimising shadowing. Particular attention should be paid to providing low-glare, uniform lighting within goal areas, along goal lines and at corner locations. This is to ensure good visual conditions for goalkeepers during set plays.

Lighting masts should not be located in line with the goal line axes. End-mast positions should preferably be located outside the intersection of side and goal lines to minimise corner shadows.

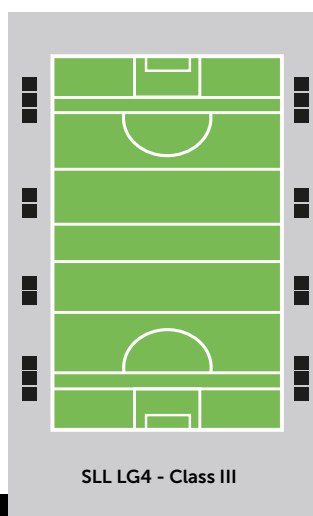
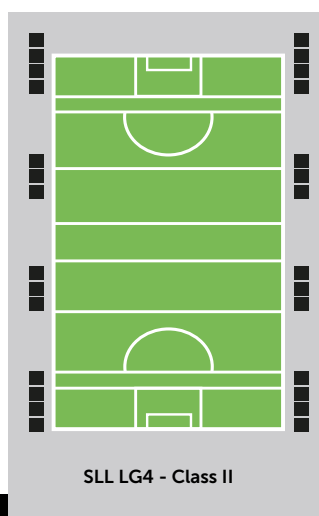
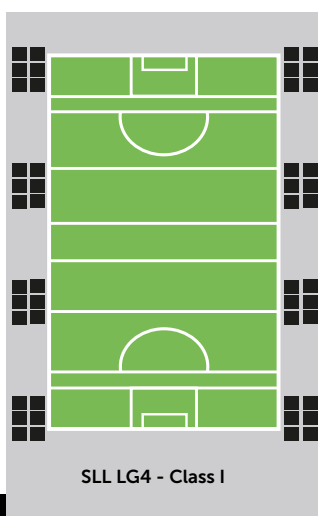


GAA
Gaelic Athletic
Association

Hurling (140 x 80m)						
Hurling	GAA - Inter-County Matches		GAA - Matches		GAA - Training	
Product Type	Powertron 1800W		Powertron 1800W + 1200W		Powertron 1800W + 1200W	
Lumens	280,450		280,450		280,450	
Total Wattage	57.6 kW		40.8 kW		24 kW	
Quantity	32		20 + 4		8 + 8	
Columns	8 x 18m		8 x 18m		8 x 15m	
Results	Achieved	Required	Achieved	Required	Achieved	Required
Ave Lux	516	500	371	350	211	200
Uniformity	0.71	0.70	0.72	0.70	0.72	0.50



Hurling (140 x 80m)						
Hurling	SLL LG4 - Class I		SLL LG4 - Class II		SLL LG4 - Class III	
Product Type	Powertron 1200W		Powertron 1200W		Powertron 1200W	
Lumens	188,660		186,030		186,030	
Total Wattage	57.6 kW		33.6 kW		24 kW	
Quantity	48		28		20	
Columns	8 x 18m		8 x 18m		8 x 15m	
Results	Achieved	Required	Achieved	Required	Achieved	Required
Ave Lux	526	500	312	300	211	200
Uniformity	0.72	0.70	0.75	0.70	0.80	0.50



- As the ball may be carried or struck on the ground or in the air, the lighting should ensure that the full flight of the ball is visible while minimising shadowing.
- Lighting masts should not be located in line with the goal line axes. End-mast positions should preferably be located outside the intersection of side and goal lines to minimise corner shadows.
- A high level of illuminance uniformity is necessary in both horizontal and vertical planes to prevent adaptation problems for players, officials and spectators at all levels of play.



Running cost
savings over lifetime
of the fittings
£79,768*



Lighting Schemes Padel

Padel is a unique sport with regards to lighting design, as it is common for pre-built courts to be used, meaning that court dimensions are consistent and therefore the approach to lighting installations mirrors this consistency.

The wattage switchable functionality of the Padel allows for a flexible approach to lighting levels, with the fitting allowing the user to move between regional/recreational and national/international competition lighting levels.

The key area of difference for Padel lighting with this in mind is the quality of the fitting used, with the Skyline Padel providing a bespoke, tailor-made solution.



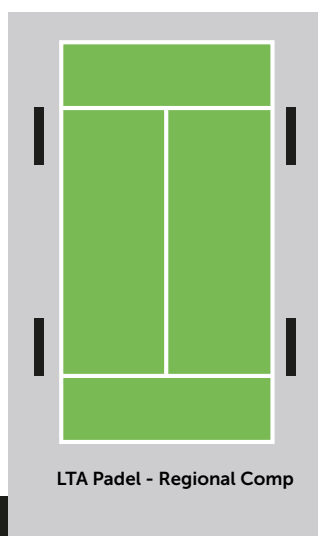

Tennis
LTA

External Padel (Single Court)				
LTA Padel	LTA Padel - National Comp		LTA Padel - Regional Comp	
Product Type	Padel 320W		Padel 240W	
Lumens	52,100		39,000	
Total Wattage	1.28 kW		960 W	
Quantity	4		4	
Columns	4 x 6m		4 x 6m	
Results	Achieved	Required	Achieved	Required
Ave Lux	540	500	404	300
Uniformity	0.85	0.70	0.85	0.70





- 4 fittings can be used across a Padel court in order to provide a uniform design, providing that the correct product is chosen.
- Column heights are generally lower than other sports lighting areas, meaning that light spread is a key consideration in order to reduce the number of fittings required.
- Most Padel courts in the UK use standard Asymmetric Floodlights which would be expected for use in general external areas. The Skyline Padel sets itself apart as a use specific product, designed for Padel Tennis, with optional visors and tailored light distribution to allow for reduced spillage.



Running cost
savings over lifetime
of the fittings

£37,585*

* Contact us for your lighting design and savings calculation



Lighting Schemes MUGA

MUGA stands for Multi-Use Games Area, meaning that MUGA pitches must be suitable for a variety of sports and activities. MUGAs are common in areas such as schools or community centres, where resources may be short and space for games and learning needs to be utilised carefully.

Where lighting design is concerned, MUGA design can vary, as the end user may have a specific request or need for the space which they want to ensure the lighting levels provided meet. MUGAs may be used for football, field hockey, basketball, cricket, tennis, and much more; oftentimes in this scenario, MUGAs are designed to the most stringent sport requirements which will be present in the space, at the particular lighting class which the end user requests.

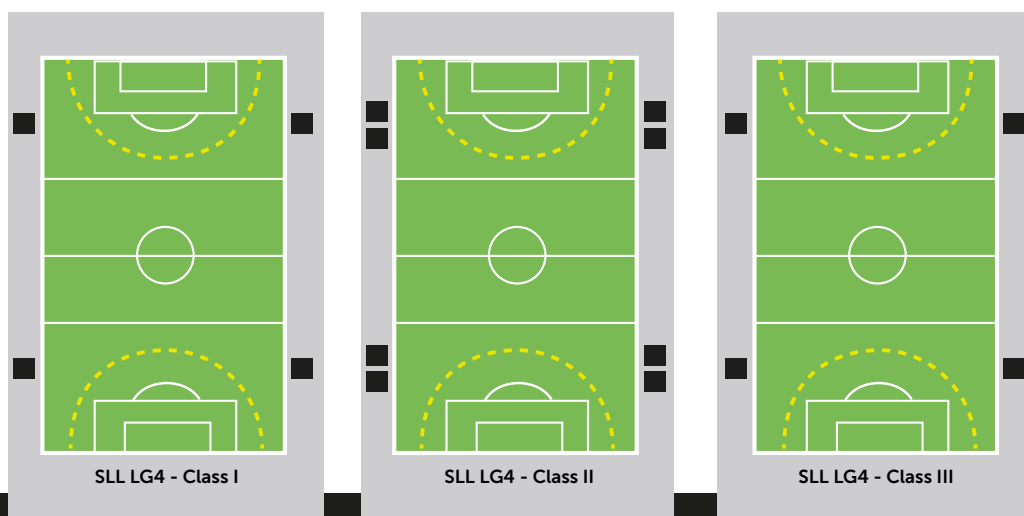
Generally speaking, uniformity levels are as important as lighting levels for MUGAs, with the spaces often covered by a 0.7 uniformity design even when lighting levels are not exceptionally high.

MUGA (25x18m)						
MUGA	SLL LG4 - Class I		SLL LG4 - Class II		SLL LG4 - Class III	
Product Type	Powertron 600W		Virtus 200W		Virtus 150W	
Lumens	92,600		30,400		22,500	
Total Wattage	2.4 kW		1.6 kW		600W	
Quantity	4		8		4	
Columns	4 x 6m		4 x 6m		4 x 6m	
Results	Achieved	Required	Achieved	Required	Achieved	Required
Ave Lux	509	500	237	200	88	75
Uniformity	0.7	0.7	0.74	0.6	0.76	0.5





- It is common for MUGA areas to be designed to 200 lux and 0.7 uniformity, as this meets both SLL LG4 Class II figures for Football and SLL LG4 Class III figures for Hockey
- MUGAs are often subject to surface classifications, these are generally named under 5 classifications (Type 1, Type 2, Type 3, Type 4, Type 5); designers can design based on Sport England figures against these designations if appropriate
- As MUGAs are regularly in place in areas which are central to the community, particular care should be taken to minimise spillage and glare.



* Contact us for your lighting design and savings calculation



Lighting Schemes Golf Driving Range

The distance markers must be clearly visible and the player must be able to follow the flight of the ball. While the tee areas will require separate illumination, there should be general illumination of the full length of the golf range surface.

End-range lighting systems have primarily been utilised to illuminate golf ranges. This type of system employs high-powered floodlights behind tee locations with high angles of elevation to achieve adequate vertical illuminance at each target area.

Golf Driving Range (10 Bays x 250m)		
Golf	SLL LG4 - Class III	
Product Type	Projector 1200W	
Lumens	200,200	
Total Wattage	6 kW	
Quantity	5	
Luminaire Height	4m AGL	
Results @ 200m Marker	Achieved	Required
Vertical Lux	54	50
Uniformity	0.69	0.50





- Players must be able to view their ball whilst it is in flight and when it lands, this means that the full length of the golf range surface must be illuminated appropriately.
- Projector Floodlights are generally used for Driving Ranges, to ensure that adequate vertical illuminance is achieved.
- Tee areas require separate illumination, ensuring that the player has good visibility when striking their ball.

Running cost savings over lifetime of the fittings
£46,981*



* Contact us for your lighting design and savings calculation

Lighting Schemes Indoor Tennis

As the tennis ball may move at relatively high speeds over the net, it is essential for players to be able to follow the flight of the ball, seen in contrast against a dark background, without being troubled by glare or having their concentration adversely influenced by high-intensity light sources in the vicinity of sight lines.



A large area of the ceiling directly above the court will be in view of the players, and for this reason it is important for the ceiling to be kept free from obstruction. It follows therefore that light sources with high luminances should be avoided and that the background, against which the ball will be viewed, should be as uniform as possible across the whole area.

The arrangement of luminaires must be such that it continues along the sidelines and beyond the baseline in order to achieve an adequate illuminance at the ends of the court and to provide suitable illuminance on the vertical face of a ball travelling towards a player positioned on or behind the baseline.



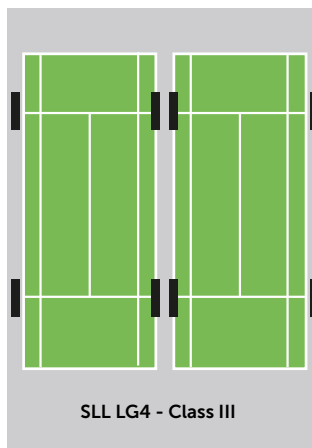
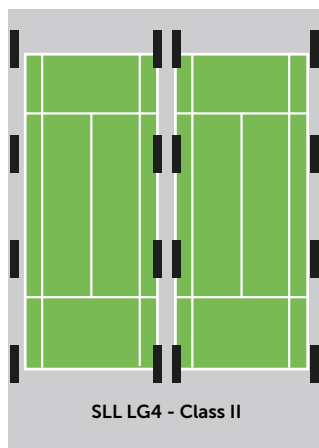
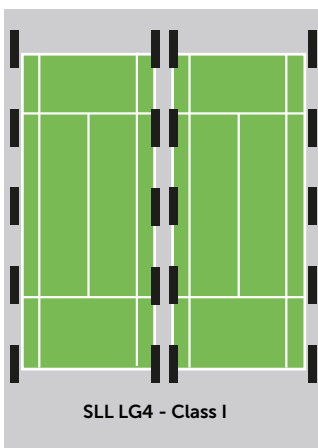
Tennis
LTA

Indoor Tennis (Two Courts)				
Tennis	LTA (All On)		LTA (Individually Switched)	
Product Type	Padel 320W		Padel 320W	
Lumens	54,100		52,100	
Total Wattage	5.1 kW		3.2 kW/Court	
Quantity	16		10/Court	
Luminaire Height	6.5m AFFL		6.5m AFFL	
Results	Achieved	Required	Achieved	Required
Ave Lux PPA	620	600	716	600
Ave Lux TPA	582	500	659	500
Uniformity PPA	0.81	0.70	0.82	0.70
Uniformity TPA	0.61	0.60	0.65	0.60

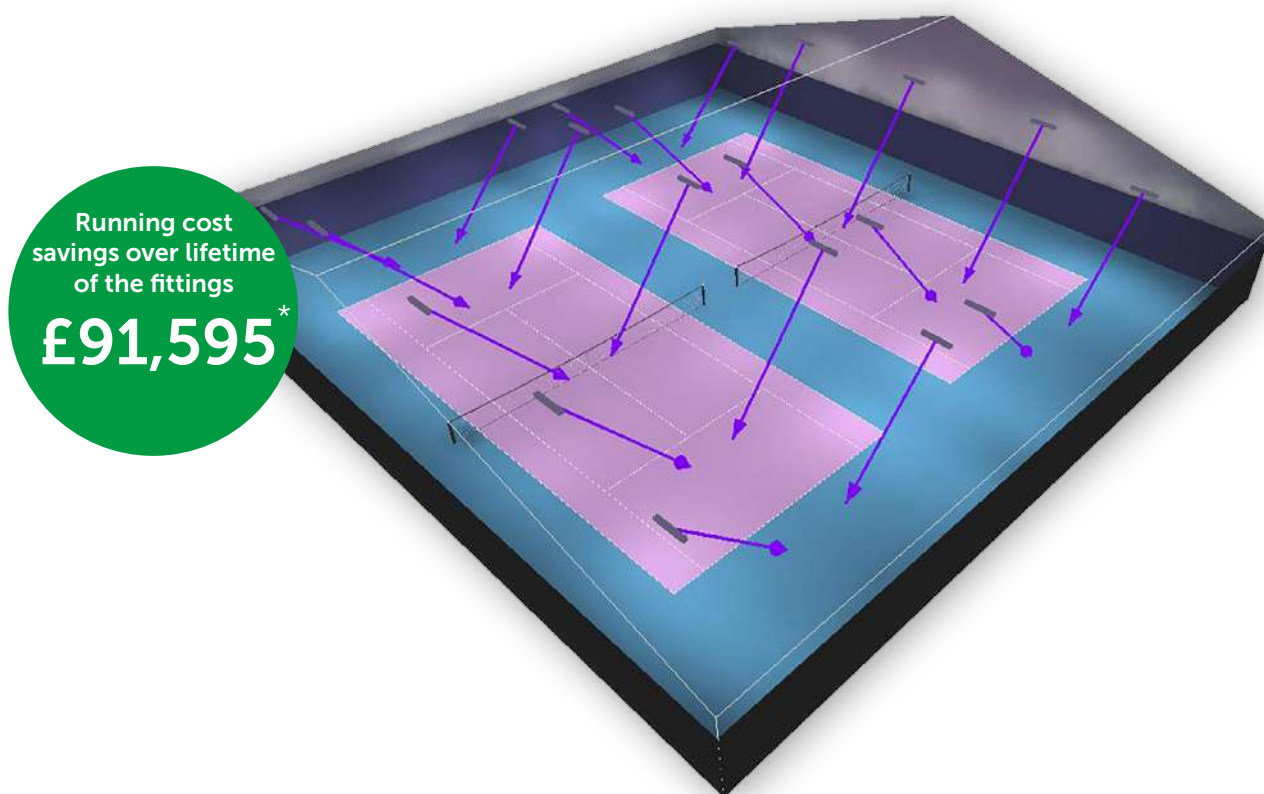




Indoor Tennis (Two Courts)						
Tennis	SLL LG4 - Class I		SLL LG4 - Class II		SLL LG4 - Class III	
Product Type	Padel 320W		Padel 320W		Padel 240W	
Lumens	52,100		52,100		39,000	
Total Wattage	6.4 kW		5.1 kW		1.9 kW	
Quantity	20		16		8	
Luminaire Height	6.5m AFFL		6.5m AFFL		6.5m AFFL	
Results	Achieved	Required	Achieved	Required	Achieved	Required
Ave Lux	771	750	570	500	319	300
Uniformity	0.88	0.70	0.81	0.70	0.66	0.50



- As the tennis ball may move at relatively high speeds over the net, it is essential for players to be able to follow the flight of the ball.
- The arrangement of luminaires must be such that it continues along the sidelines and beyond the baseline in order to achieve an adequate illuminance at the ends of the court and to provide suitable illuminance on the vertical face of a ball travelling towards a player positioned on or behind the baseline. Glare must be kept at a minimum to ensure that conditions are safe.



* Contact us for your lighting design and savings calculation



Lighting Schemes Indoor Tennis

As the tennis ball may move at relatively high speeds over the net, it is essential for players to be able to follow the flight of the ball, seen in contrast against a dark background, without being troubled by glare or having their concentration adversely influenced by high-intensity light sources in the vicinity of sight lines.


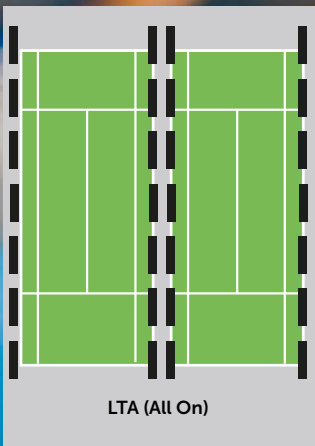
A large area of the ceiling directly above the court will be in view of the players, and for this reason it is important for the ceiling to be kept free from obstruction. It follows therefore that light sources with high luminances should be avoided and that the background, against which the ball will be viewed, should be as uniform as possible across the whole area.

The arrangement of luminaires must be such that it continues along the sidelines and beyond the baseline in order to achieve an adequate illuminance at the ends of the court and to provide suitable illuminance on the vertical face of a ball travelling towards a player positioned on or behind the baseline.

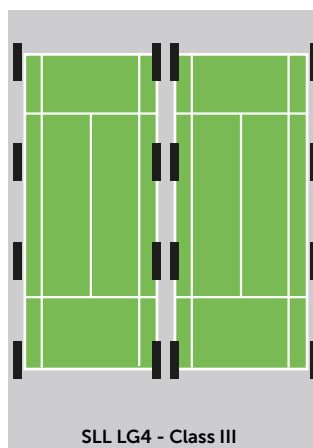
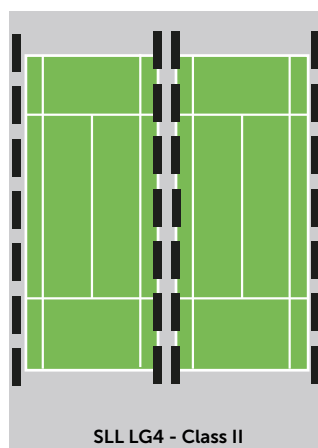



Tennis
LTA

Internal Tennis (Two Courts)				
Tennis	LTA (All On)		LTA (Individually Switched)	
Product Type	Icon 200W		Icon 200W	
Lumens	30,600		30,600	
Total Wattage	5.6 kW		3.2 kW/Court	
Quantity	28		16/Court	
Luminaire Height	6.5m AFFL		6.5m AFFL	
Results	Achieved	Required	Achieved	Required
Ave Lux PPA	614	600	613	600
Ave Lux TPA	582	500	556	500
Uniformity PPA	0.81	0.70	0.78	0.70
Uniformity TPA	0.61	0.60	0.65	0.60



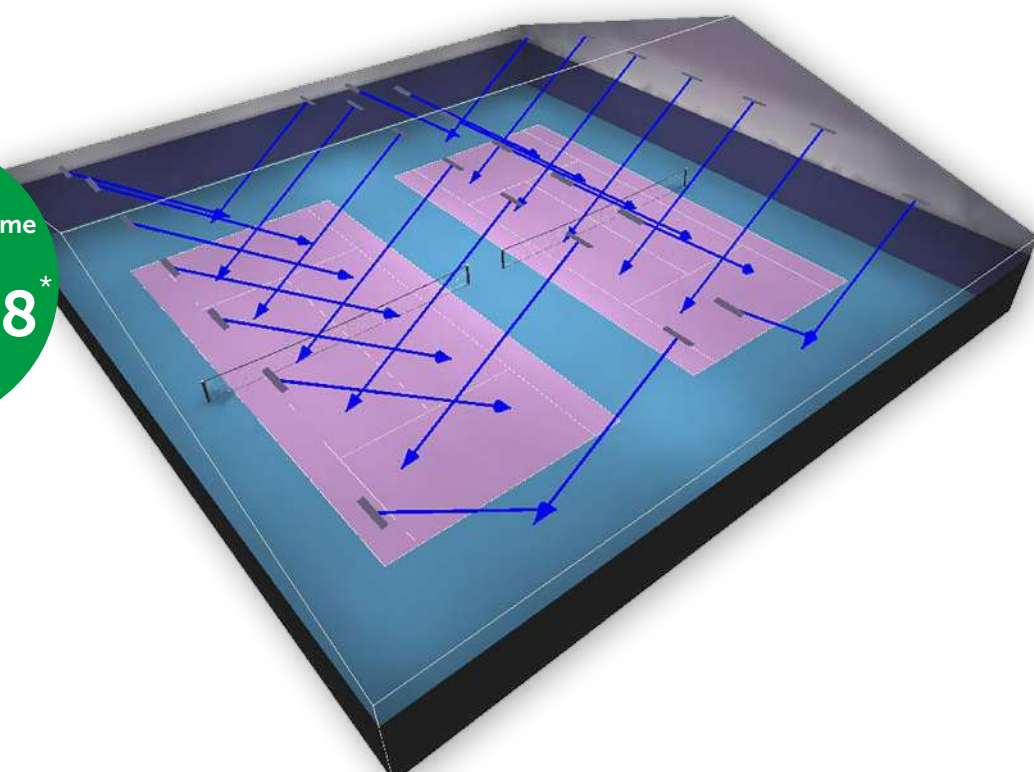
Internal Tennis (Two Courts)						
Tennis	SLL LG4 - Class I		SLL LG4 - Class II		SLL LG4 - Class III	
Product Type	Icon 200W		Icon 200W		Icon 200W	
Lumens	30,600		30,600		30,600	
Total Wattage	8 kW		5.6 kW		3.2 kW	
Quantity	40		28		16	
Luminaire Height	6.5m AFFL		6.5m AFFL		6.5m AFFL	
Results	Achieved	Required	Achieved	Required	Achieved	Required
Ave Lux	806	750	602	500	311	300
Uniformity	0.79	0.70	0.75	0.70	0.71	0.70



- As the tennis ball may move at relatively high speeds over the net, it is essential for players to be able to follow the flight of the ball.
- The arrangement of luminaires must be such that it continues along the sidelines and beyond the baseline in order to achieve an adequate illuminance at the ends of the court and to provide suitable illuminance on the vertical face of a ball travelling towards a player positioned on or behind the baseline. Glare must be kept at a minimum to ensure that conditions are safe.

Running cost
savings over lifetime
of the fittings

£84,398*



* Contact us for your lighting design and savings calculation

Lighting Schemes Volleyball




Volleyball courts are often designed on multi-use playing surfaces, especially in indoor facilities. The action is fast and, although the ball is relatively large, players must be able to follow movement of both the ball and other players. An acceptable installation may be provided by using luminaires which are mounted above the court and spaced to meet uniformity requirements.

Glare management is an important consideration, as players frequently need to look upwards to follow the ball during play, especially when receiving serves or attempting spikes. In indoor settings, this can be controlled by adjusting the contrast between the lights and the ceiling, as well as careful control of luminance to minimise discomfort and enhance visibility.



Volleyball
England
Volleyball

Indoor Volleyball (Single Court)						
Volleyball	SLL LG4 - Class I		SLL LG4 - Class II		SLL LG4 - Class III	
Product Type	Icon 200W		Icon 200W		Icon 200W	
Lumens	30,600		30,600		30,600	
Total Wattage	2.8 kW		2 kW		800 W	
Quantity	14		10		4	
Luminaire Height	7.6m AFFL		7.6m AFFL		7.6m AFFL	
Results	Achieved	Required	Achieved	Required	Achieved	Required
Ave Lux	791	750	561	500	242	200
Uniformity	0.76	0.70	0.78	0.70	0.77	0.50


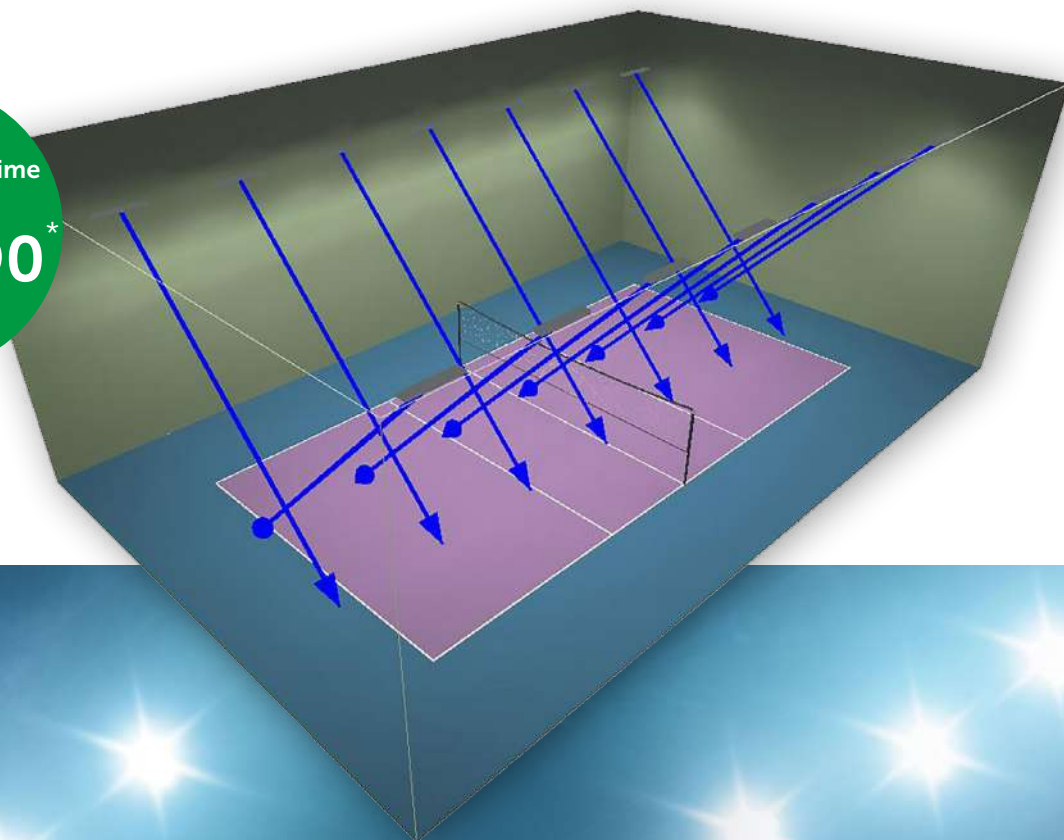




- Glare cannot be fully eliminated due to the nature of the sport, as players must frequently look upwards. In indoor courts, reducing contrast between the lights and the ceiling, along with controlled luminance, helps minimise discomfort.
- Lighting levels should be high to ensure that both players and spectators can clearly see the ball and players, maintaining a consistent viewing experience.
- Multi-use courts that host volleyball games must ensure that lighting levels are sufficiently bright and even for the speed and intensity of volleyball gameplay. Careful planning of the light distribution can help avoid shadows or areas of low visibility that could disrupt play.

Running cost
savings over lifetime
of the fittings

£84,290*



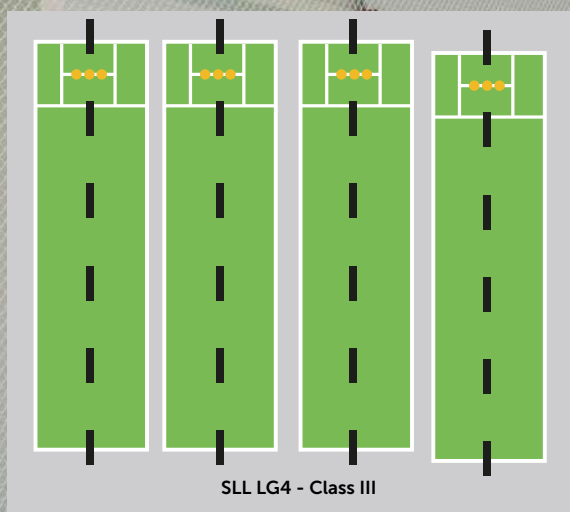
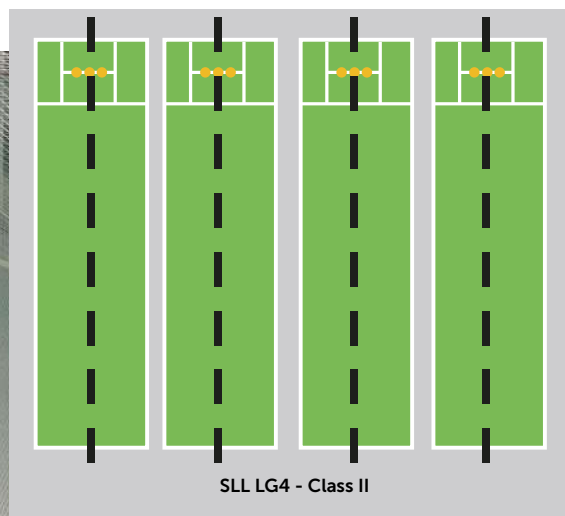
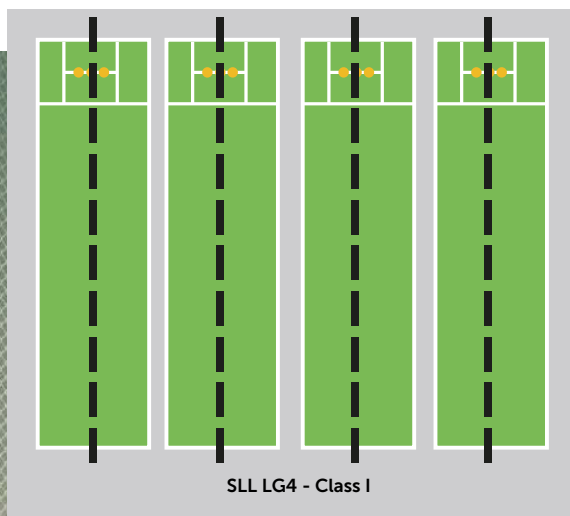
Lighting Schemes Indoor Cricket Nets

Participants must be able to concentrate in safety without distraction from the lighting installation. The bowler and batsman must be able to follow the movement of the ball during its flight. The bowler must have a clear view of the wicket and the batsman must be able to study the bowler's action and run up. Lighting is normally provided by luminaires mounted transversely to the practice area, with care taken to minimise glare.




Cricket
ECB

Indoor Cricket Nets (Quad Lanes)						
Cricket	SLL LG4 - Class I		SLL LG4 - Class II		SLL LG4 - Class III	
Product Type	Icon 200W		Icon 200W		Icon 200W	
Lumens	30,800		30,800		30,800	
Total Wattage	8 kW		6.4 kW		4.8 kW	
Quantity	40		32		24	
Luminaire Height	7.7m AFFL		7.7m AFFL		7.7m AFFL	
Results	Achieved	Required	Achieved	Required	Achieved	Required
Ave Lux	1549	1500	1175	1000	863	750
Uniformity	0.81	0.80	0.81	0.80	0.84	0.80






- Minimising glare is a key requirement when lighting Cricketing areas; Cricket is an extremely fast-paced sport which can prove dangerous in poor lighting when glare is present.
- Lighting levels must be high in order to allow players to see the ball at high speeds, with all players needing to be able to see the ball in flight.
- Lighting is normally provided by luminaires mounted transversely to the practice area and low-glare products are generally required.



Running cost
savings over lifetime
of the fittings
*
£143,942



* Contact us for your lighting design and savings calculation

Lighting Schemes Squash

The visual demands for these sports are exacting, primarily because the action is fast and the ball is small in size. The ball must be seen in silhouette against the court surface, which should be fairly bright.

The court lines must be clearly visible to players, spectators and markers. In instances where court walls are glazed it is important to ensure that luminaires are positioned so as to reduce reflection on the glass surfaces. It is very important that glare be restricted. Squash courts are often illuminated by ceiling-mounted luminaires positioned in a standard layout. The illumination of fully glazed courts is the subject of specialist design.

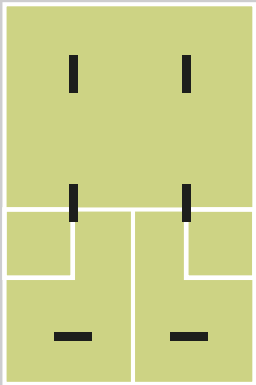
Ceiling-mounted luminaires should be constructed so as to eliminate the possibility of balls becoming lodged in them. It is essential for impact-resistant covers or guards to be installed on all luminaires in order to prevent damage. The court ceiling should receive some illumination, which may be provided directly by the luminaires aided in all instances by reflection from the side walls.



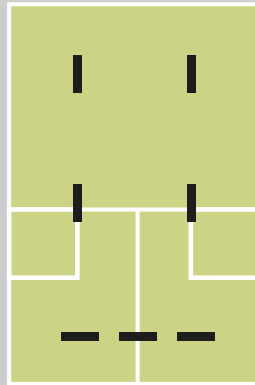
Squash

Squash England

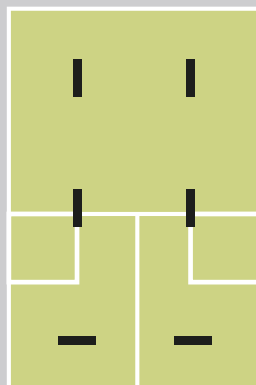
Indoor Squash (Single Court)						
Squash	Televised Play		Competition Play		Recreational Play	
Product Type	Illumina Icon 150W		Ultra Endure 60W		Ultra Endure 60W	
Lumens	23,000		8,300		8,300	
Total Wattage	900 W		420 W		360 W	
Quantity	6		7		6	
Luminaire Height	5.64m AFFL		5.64m AFFL		5.64m AFFL	
Results	Achieved	Required	Achieved	Required	Achieved	Required
Ave Lux	1384	1200	541	500	478	400
Uniformity	0.75	0.70	0.77	0.70	0.84	0.70



Televised Play



Competition Play



Recreational Play





- Due to the size of the ball involved, lighting levels for Squash must be high, with uniformity requirements also proving stringent.
- IK rated products are necessary for Squash, as it is common for balls to strike the light fittings which are in place.
- Squash courts are generally illuminated by ceiling-mounted products, with glare being an important consideration due to the glass surfaces which surround the court.

Running cost
savings over lifetime
of the fittings

£7,230*



* Contact us for your lighting design and savings calculation

Lighting Schemes Swimming Pools


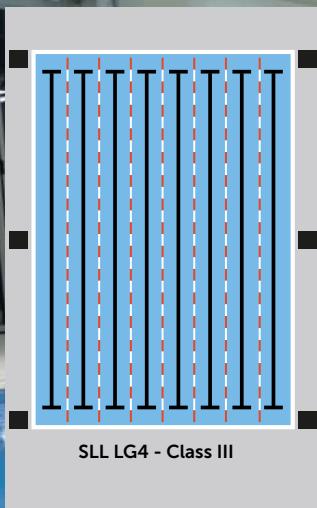
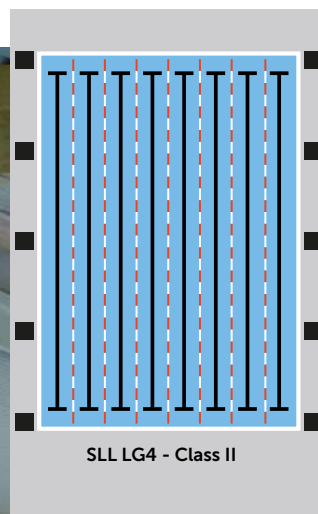
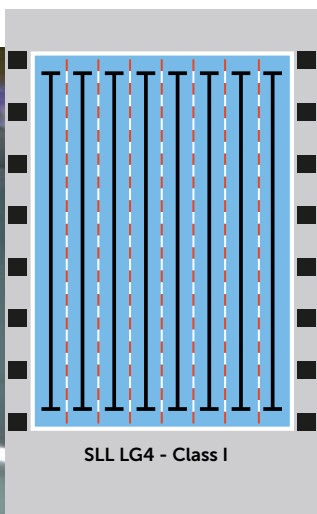
The main requirement is to ensure the safety of users by providing adequate illumination and control of reflection on the water surface. The control of surface reflection is particularly important to allow staff to deal with any swimmers in difficulty in the pool. With the complex nature of pool design and restrictions on positioning luminaires, it is important that lighting is considered at the earliest stages of design [.] Indirect luminaires should be positioned high enough to avoid a direct view of the lamp by participants walking around the pool or by spectators seated well above pool level [.] Illumination of the pool hall is normally provided by direct or indirect techniques, with luminaires constructed to withstand high ambient temperatures, humidity and corrosion. It is therefore recommended that the luminaires should be constructed to a minimum standard of IP54.

Underwater lighting reduces the effect of veiling reflections on the pool surface by increasing the luminance of the pool surface. It also illuminates underwater swimmers, thus increasing pool safety and allowing coaches to study technique. Usually, luminaires are installed on the longitudinal sides of the pool basin.



Swimming
Swim England

Indoor Swimming Pool (8x25m Lanes)						
Swimming	SLL LG4 - Class I		SLL LG4 - Class II		SLL LG4 - Class III	
Product Type	Virtus 300W		Virtus 300W		Virtus 300W	
Lumens	46,100		46,100		46,100	
Total Wattage	4.9 kW		3.0 kW		1.8 kW	
Quantity	16		10		6	
Luminaire Height	4m AFFL		4m AFFL		4m AFFL	
Results	Achieved	Required	Achieved	Required	Achieved	Required
Ave Lux	571	500	351	300	210	200
Uniformity	0.74	0.70	0.73	0.70	0.74	0.50







- Safety is the key factor when lighting areas which involve bodies of water. Reflection on the water surface is a vital consideration, as lifeguards must be able to see and deal with situations where swimmers are struggling.
- BELL Lighting regularly use indirect design layouts in order to ensure that glare and reflection related issues are avoided.
- Specific products are required for Swimming Pool areas, as chlorine is present in the atmosphere, and IP rated fittings are necessary.

Running cost
savings over lifetime
of the fittings

£86,365*



* Contact us for your lighting design and savings calculation

Lighting Schemes Badminton



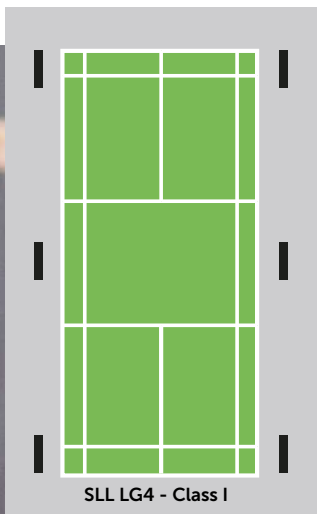
As the shuttle may move at relatively high speeds over the net, it is essential for players to be able to follow the flight of the shuttle, seen in contrast against the dark background, without being troubled by glare or having their concentration adversely influenced by high-intensity light sources in the vicinity of sight lines.

For optimum visual conditions the shuttle is more easily seen when illuminated against a dark background. The path of the shuttle during play is often high above the net and therefore sufficient vertical illuminance must be provided.




Badminton
Badminton
England

Indoor Badminton (Single Court)						
Badminton	SLL LG4 - Class I		SLL LG4 - Class II		SLL LG4 - Class III	
Product Type	Icon 200W		Icon 100W		Icon 100W	
Lumens	30,600		15,300		15,300	
Total Wattage	1.2 kW		0.6 kW		0.4 kW	
Quantity	6		6		4	
Luminaire Height	7.5m AFFL		5m AFFL		5m AFFL	
Results	Achieved	Required	Achieved	Required	Achieved	Required
Ave Lux	511	500	316	300	237	200
Uniformity	0.77	0.70	0.80	0.60	0.74	0.50





- Ideally, the conditions for Badminton allow for a dark background in order for players to view the shuttle more easily.
- The path of the shuttle during play is often high above the net and therefore sufficient vertical illuminance must be provided.
- Lighting levels must be high, as the speed of play is fast, with glare also being a serious issue if the wrong product is used.



Running cost
savings over lifetime
of the fittings

£74,608*



* Contact us for your lighting design and savings calculation

Lighting Schemes Netball

Netball courts are usually defined on a multi-use playing surface. Although the ball is large, the action is often fast and players must be able to discern the court markings while following the movement of both the ball and other players.

Glare cannot be completely eliminated as the nature of the sport requires players to look upwards from time to time. In indoor facilities this can be controlled by reducing the contrast between the luminaires and the ceiling and by careful control of luminance.

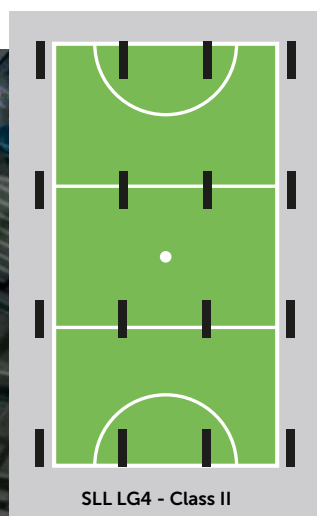
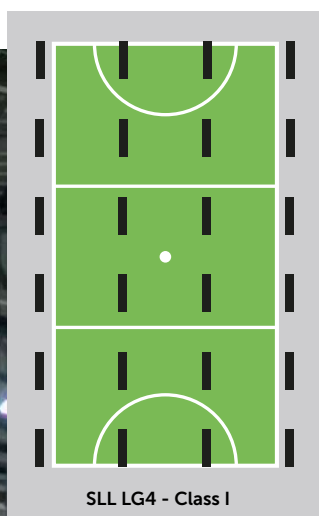
The principal axis of play for netball may conflict with the main axis of play for alternative sports that may be played on the court, such as tennis. In outdoor installations the lighting system should recognise the needs of netball and ensure that no floodlights are located behind the end-of-court D areas, since this may cause undue glare and distraction.



Netball

England Netball

Indoor Netball (Single Court)						
Netball	SLL LG4 - Class I		SLL LG4 - Class II		SLL LG4 - Class III	
Product Type	Icon 200W		Icon 200W		Icon 100W	
Lumens	30,800		30,800		15,400	
Total Wattage	4.8 kW		3.2 kW		1.2 kW	
Quantity	24		16		12	
Luminaire Height	7.5m AFFL		7.5m AFFL		7.5m AFFL	
Results	Achieved	Required	Achieved	Required	Achieved	Required
Ave Lux	795	750	537	500	211	200
Uniformity	0.77	0.70	0.83	0.70	0.76	0.50





- Glare cannot be completely eliminated as the nature of the sport requires players to look upwards from time to time. In indoor facilities this can be controlled by reducing the contrast between the luminaires and the ceiling and by careful control of luminance.
- Lighting levels should be high to ensure that spectator visibility is consistent.
- Netball is often played in a multi-use sports hall, so areas of this nature must be given thought to ensure that lighting levels are high enough for the speed of play involved

Running cost
savings over lifetime
of the fittings

£71,971*




* Contact us for your lighting design and savings calculation

Skyline Powertron

Skyline Powertron Asymmetric LED Floodlight

- Ideal for external sports lighting facilities
- Black powder coated die cast robust aluminium construction
- 600/1200/1800W Modular Body Design
- Genuine replacement for 1000W/2000W Metal Halide Floodlights
- Fully adjustable angled mounting bracket
- Suitable for multiple row column installations
- Scope available on request for fine on site aiming
- Full cut-off horizontal asymmetric floodlight
- Optional ULR Shields available for 0% upward light, glare and obstructive light reduction
- Remote driver gear tray, can be mounted on ground level for easy maintenance
- Marine Grade as standard
- 1200 & 1800W suitable for 415V dual phase installation, 600W available on request
- CASAMBI & DALI options available

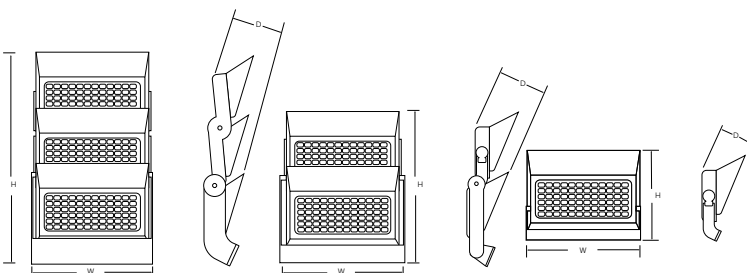
CASAMBI



600W \equiv 1000W Energy Saving 40%	1200W \equiv 2000W Energy Saving 40%	Quality Assured Product Warranty ² 10 Year	On site Warranty ³ 2 Year	Colour Rendering Index ² 70	Lumens Maintenance Ratio ² L80 B10	Water & Dust Protected IP66	Surge Protected 10000V	Impact Rating IK8	Operating Hours 100,000
--	---	---	--	--	---	---------------------------------------	----------------------------------	-----------------------------	-----------------------------------

Technical Specification

Construction	Powder coated die-cast aluminium (RAL 9017)
Driver	1200 & 1800W BELL IP65 600W UPowerTek needs to be mounted in an IP65 location
LED Chip	OSRAM 3737
Input Voltage	200-240
Power Factor	> 0.9
Operating Temp	-30°C - +50°C
Standard	CE & UKCA



Dimensions include optional Deep ULR Shields

technical@belllighting.co.uk
sales@belllighting.co.uk

10 Year Gold Warranty

Code	W	Description	Lm (up to)	Temp	Lm/W (up to)	Weight Remote/Inc Driver	Windage	WxHxD (mm)
11330	600	Floodlight NAB	94200	4200K	157			
11829	600	Floodlight MAB	92600	4200K	154	8.9 Kg / 13.2 Kg (Excluding visor)	0.08 m ² @ 0°	605x474x172
11830	600	Floodlight WAB	92800	4200K	155		0.12m ² @ 15°	
70227	600	Floodlight SAB	89600	4200K	149		0.15m ² @ 30°	
11331	1200	Floodlight NAB	188650	4200K	157			
11831	1200	Floodlight MAB	186000	4200K	155	22.5 Kg / 27.9 Kg (Excluding visor)	0.10m ² @ 0°	655x810x400
11832	1200	Floodlight WAB	185900	4200K	155		0.20m ² @ 15°	
70228	1200	Floodlight SAB	175600	4200K	146		0.27m ² @ 30°	
11332	1800	Floodlight NAB	283330	4200K	157			
11833	1800	Floodlight MAB	280450	4200K	156	30.4Kg / 36.3Kg (Excluding visor)	0.12m ² @ 0°	695x1125x435
11834	1800	Floodlight WAB	280260	4200K	156		0.26m ² @ 15°	
70229	1800	Floodlight SAB	265100	4200K	147		0.39m ² @ 30°	
70223	600	Floodlight NAB	96100	5700K	160			
70220	600	Floodlight MAB	94450	5700K	157	8.9 Kg / 13.2 Kg (Excluding visor)	0.08 m ² @ 0°	605x474x172
70233	600	Floodlight WAB	94700	5700K	158		0.12m ² @ 15°	
70203	600	Floodlight SAB	91350	5700K	152		0.15m ² @ 30°	
70224	1200	Floodlight NAB	192400	5700K	160			
70221	1200	Floodlight MAB	189750	5700K	158	22.5 Kg / 27.9 Kg (Excluding visor)	0.10m ² @ 0°	655x810x400
70234	1200	Floodlight WAB	189600	5700K	158		0.20m ² @ 15°	
70231	1200	Floodlight SAB	179100	5700K	149		0.27m ² @ 30°	
70225	1800	Floodlight NAB	289000	5700K	161			
70222	1800	Floodlight MAB	286100	5700K	159	30.4Kg / 36.3Kg (Excluding visor)	0.12m ² @ 0°	695x1125x435
70235	1800	Floodlight WAB	285900	5700K	159		0.26m ² @ 15°	
70232	1800	Floodlight SAB	270400	5700K	150		0.39m ² @ 30°	
15140	-	Wifi Casambi Gateway for Skyline Powertron				-	-	-
15141	-	Dali Casambi Controller for upto 4 Skyline Powertron				-	-	-
11341	-	Deep Shield for Skyline Powertron				-	-	-
11345	-	Shallow Shield for Skyline Powertron				-	-	-
11828	-	Deep Back Shield for Skyline Powertron				-	-	-
11346	-	Aiming Scope for Skyline Powertron				-	-	-

Skylineprojector

Wattage Switchable 30°/60° Symmetric LED Floodlight

- Ideal for golf driving ranges
- Marine Grade
- High mast lighting
- IP66 & IK8 Protection
- Up to 182 l/W
- Versatile mounting bracket
- Optional shields to reduce light spill
- CASAMBI & DALI options available

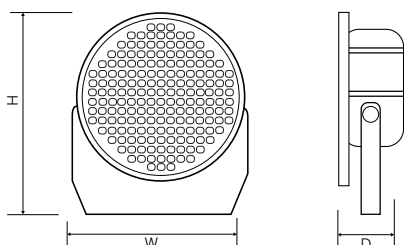


CASAMBI



Quality Assured Product Warranty ² 10 Year	On site Warranty ³ 2 Year	Colour Rendering Index ² 70	Lumens Maintenance Ratio ² L80 B10	Water & Dust Protected IP66	Surge Protected 10000V	Impact Rating IK8	Operating Hours 70,000
---	--	--	---	---------------------------------------	----------------------------------	-----------------------------	----------------------------------

Technical Specification	
Construction	Cast Aluminium - RAL 870 Silver
Driver	BELL 0-10V Dimmable
LED Chip	Osram
Input Voltage	200-240
Power Factor	> 0.9
Operating Temp	-30°C - +50°C
Standard	CE & UKCA



technical@belllighting.co.uk
sales@belllighting.co.uk




10 Year Gold Warranty

Code	W	Description	Lumens (Up to)	Temp	Lm /W (up to)	Weight Inc/exc Driver	Windage	WxHxD (mm)
70250	400/500/600	Skyline Projector Wattage Switchable 30° Symetric Floodlight	72,569-103,670	5700K	181	12.96 Kg 8.81 Kg	0.174 m ² @ 60°	490x426x291
70251	400/500/600	Skyline Projector Wattage Switchable 60° Symetric Floodlight	72,625-103,750	5700K	182	12.96 Kg 8.81 Kg	0.174 m ² @ 60°	490x426x291
70252	600/780/1200	Skyline Projector 30° Symetric Floodlight -	107,500-204,900	5700K	179	28.88 Kg 17.6 Kg	0.228 m ² @ 60°	581x648x332
70253	600/780/1200	Skyline Projector 60° Symetric Floodlight -	107,600-205,100	5700K	179	28.88 Kg 17.6 Kg	0.228 m ² @ 60°	581x648x332
70258	-	Visor for 600W Skyline Projector	-	-	-	2.35 Kg	-	-
70259	-	Visor for 1200W Skyline Projector	-	-	-	2.35 Kg	-	-

Wattage Switchable Sports Lighting

- Perfect for all indoor sports applications
- Wattage selectable 100/150/200W
- Integrated wire guard, conforms to DIN 57710-13 Ball Test
- Suspension & ceiling mounting options
- Quick Fix wiring design
- DALI as standard
- CASAMBI option available
- Emergency option available



600W \approx 1000 W $\frac{\text{MH}}{\text{SON}}$ Energy Saving 40%

1200W \approx 2000 W $\frac{\text{MH}}{\text{SON}}$ Energy Saving 40%

Quality Assured Product Warranty²
7 Year

On site Warranty³
2 Year

Colour Rendering Index²
70

Lumens Maintenance Ratio²
L80 B10

Water & Dust Protected
IP23

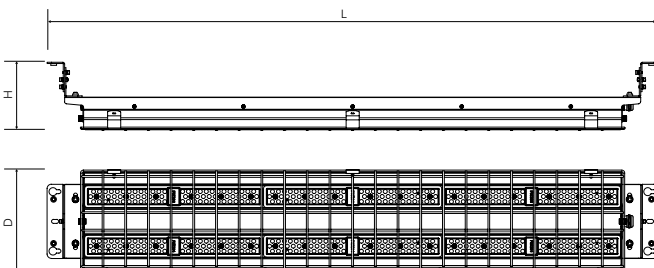
Surge Protected
6000V

Impact Rating
IK10

Operating Hours
50,000

Technical Specification

Construction	Aluminium body, Polycarbonate lens
Driver	Sosen
LED Chip	LED 2835
Input Voltage	200-240
Power Factor	> 0.9
Operating Temp	-30°C - +50°C
Standard	CE & UKCA





7 Year Gold Warranty

Code	W	Description	Lumens (Up to)	Temp	Lm/W (up to)	Weight	LxHxD (mm)
70360	100/150/200	Illumina Icon Wattage Switchable Symmetric Linear - Dali	15,400-33,410	4000K	167	8.6Kg	1320x238x76
70361	100/150/200	Illumina Icon Wattage Switchable Asymmetric Linear - Dali	15,400-33,410	4000K	167	8.6Kg	1320x238x76
70363	-	Adjustable Bracket for Illumina Icon	-	-	-	-	-
70364	-	Suspension Mount Kit for Illumina Icon	-	-	-	-	-

Wattage Switchable LED Padel Floodlight

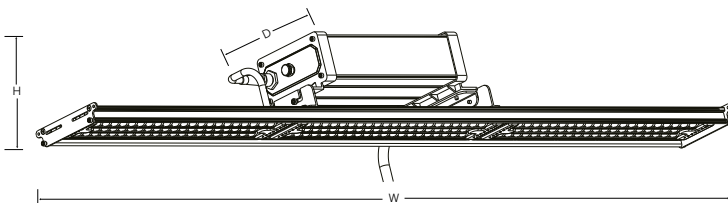
- Perfect for all Padel Courts
- Genuine replacement for 600/1000W Floodlight
- Wattage switchable function
- Super Slimline Design
- Fully encapsulated IP65 TUV certified driver
- Rated voltage 120-240V
- Front and rear spill visor available (Code: 11901)
- 4 x Skyline Padel Floodlights per court at 240W, achieves LTA Regional Competition and Recreational compliance of >300 lux
- 4 x Skyline Padel Floodlights per court at 320W, achieves LTA National and International Competition compliance of >500 lux
- CASAMBI & DALI options available



Optional Visors

Quality Assured Product Warranty ² 7 Year	On site Warranty ² 2 Year	Colour Rendering Index ² 70	Lumens Maintenance Ratio ² L80 B10	Water & Dust Protected IP65	Impact Rating IK10	Surge Protected 20000V	Operating Hours 50,000
--	--	--	---	---------------------------------------	------------------------------	----------------------------------	----------------------------------

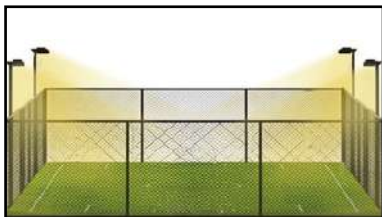
Technical Specification	
Construction	Powder coated extruded aluminium (RAL870-3)
Driver	Sosen 0-10V Dimmable
LED Chip	BMTC 5050
Input Voltage	120-240V
Power Factor	> 0.9
Operating Temp	-30°C - +50°C
Standard	CE & UKCA



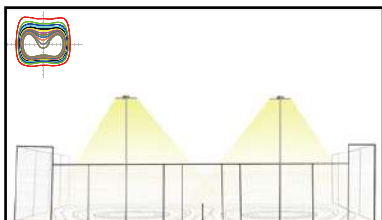


7 Year Gold Warranty

Code	W	Description	Lm	Temp	Lm/W	Weight	Windage	WxHxD (mm)
11900	240 / 320	Padel Floodlight	39000 / 52000	4000K	162	7.6Kg	0.1m ² @ 0°	1325x185x149
11901	-	Set of visors for above	-	-	-	-	-	-
11903	-	Bracket for above	-	-	-	-	-	-



Four Skyline Padel lights are sufficient to cover one padel court, saving on both lighting fixtures and installation costs.



With advanced asymmetrical intense 40.5° optics, the lighting fixture can be horizontally installed without any complex adjustment.

Padel court are a standard size, which means that you can easily produce lighting calculation, and simply adjust the fitting to the right angle when mounting.

technical@belllighting.co.uk
sales@belllighting.co.uk

Asymmetric/Symmetric LED Floodlight

- Genuine replacement for 250/500/750W Metal Halide/Sodium Floodlights
- Wattage Switchable
- Perfect for sports, building facade, landscape, security & car park lighting
- Asymmetric distribution, low light pollution (Asymmetric version)
- Aerodynamic, streamlined design for reduced windage
- Fully encapsulated IP66 TUV certified driver
- Nichia GRT-V1 LED
- Robust construction, supplied with standard universal mounting bracket
- Supplied pre-flexed (1.5M)
- Air pressure equalisation feature to eliminate capillary effect
- Bracket and pole mounting options
- 2700K & 5700K Available
- CASAMBI & DALI options available

CASAMBI



100W \approx 250W MH/SON Energy Saving 60% 200W \approx 500W MH/SON Energy Saving 60% 300W \approx 750W MH/SON Energy Saving 60%

Quality Assured
Product Warranty²
7 Year

On site
Warranty²
2 Year

Colour Rendering
Index²
80

Lumens
Maintenance Ratio²
L80 B10

Water & Dust
Protected
IP66

Impact
Rating
IK8

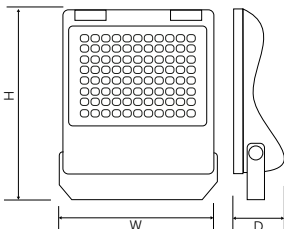
Surge
Protected
10000V

Suitable For
Site Lighting
110V

Operating
Hours
50,000

Technical Specification

Construction	Polyester coated die-cast LM6 Marine Grade aluminium & toughened safety glass
Driver	LiFud 0-10V Dimmable
LED Chip	Nichia GRT-V1
Input Voltage	110 - 240V
Power Factor	> 0.9
Operating Temp	-30°C - +45°C
Standard	CE & UKCA





7 Year Gold Warranty

Code	W	Description	Lm	Temp	Lm/W	Weight	Windage	WxHxD (mm)
11485	50/75/100	Asymmetric Floodlight	7700-15450		154			
11486	50/75/100	Symmetric Floodlight	7500-15100	4000K	151	2.8Kg	0.067M ²	287x353x65
11482	50/75/100	Symmetric 30° Floodlight	7400-15950		159			
11489	100/150/200	Asymmetric Floodlight	15450-30300		151			
11490	100/150/200	Symmetric Floodlight	15100-30050	4000K	150	5.2Kg	0.112M ²	359x447x75
11483	100/150/200	Symmetric 30° Floodlight	15950-30900		154			
11491	150/225/300	Asymmetric Floodlight	22400-46050		153			
11492	150/225/300	Symmetric Floodlight	21850-45650	4000K	152	6.4Kg	0.144M ²	419x495x75
11484	150/225/300	Symmetric 30° Floodlight	23400-47800		159			
11581	-	360° Visor for 50/75/100W	-	-	-	-	-	-
11583	-	360° Visor for 100/150/200W	-	-	-	-	-	-
11585	-	360° Visor for 150/225/300W	-	-	-	-	-	-

Aldershot Garrison

Aldershot Garrison is often referred to as the "Home of the British Army", a title which showcases the importance of the site. Aldershot Garrison is now home to the headquarters of the Army's Regional Command and Home Command, as well as the Army Special Operations Brigade.

The Rugby Stadium at Aldershot Garrison dates back to the 19th century, with the arena being one of the key assets at the site. The area hosts weekly play at various levels, attracting spectators, friends and family members of those serving at Aldershot Garrison, and even visitors who cover playing activity to provide televised coverage of matches for the army channel.

“

The control of spillage is really good with the product - it's one of the best on the market and there won't be many fittings which could outdo what the product has done on that pitch.

I'm pleased to use it and I will use it a lot more in the future. If there are ever any issues, we know that BELL Lighting are just a phone call away and things are always put right quickly with the support from the team.

Working with BELL, we make a great team.

”

Kim Sports Lighting

England Rugby

Fully compliant to approved lighting levels standards



skylinepowertron



- Ideal for external sports lighting facilities
- Black powder coated die cast robust aluminium construction
- 600/1200/1800W Modular Body Design

Case Study: Aldershot Garrison, BELL Powertrons

Over the life of the fitting, Aldershot Garrison could save: £63,000 in energy costs, energy saving 45%

- Annual Energy Saving 18,000 kWh
- Annual CO₂ Saving 4,500 kg

Boston Spa Tennis Club:

Boston Spa Tennis Club has over 200 members, providing both social and competitive team tennis opportunities to the local community. The club has Men's, Women's, Mixed and Junior teams in the Leeds, York, Barkston Ash and Harrogate leagues.

Boasting four all weather courts, allowing for play throughout the year, with three of the courts now covered through our LED Lighting solution.

The club has recently partnered with Angela Crossley Tennis Coaching (ACTC), an organisation which provides coaching in the local area.

“

The previous fittings which were installed caused issues due to moving when winds were high, this meant that playing conditions were poor at times and there was a lot of glare for our players. The new BELL Lighting products have solved this issue and we are delighted with the energy savings involved and the long lifetime of their Skyline Virtus LED Floodlights.

BELL Lighting were helpful throughout the process and we appreciate all of their help.

”

Peter
Boston Spa Tennis Club President

Lawn Tennis Association

Fully compliant to approved lighting levels standards

technical@belllighting.co.uk
sales@belllighting.co.uk



skylinevirtus

- Genuine replacement for 250/500/750W Metal Halide/Sodium Floodlights
- Wattage Switchable
- Asymmetric distribution, low light pollution (Asymmetric version)



Case Study: Boston Spa Tennis Club: BELL Skyline Virtus

Over the life of the fitting, Boston Spa Tennis Club could save: £69,300 in energy costs, energy saving 60%

- Annual Energy Saving 4368 kWh
- Annual CO₂ Saving 2446 Kg

Stoney Stanton Tennis Club:

Stoney Stanton Lawn Tennis Club was formed in 1962 with the enthusiasm and determination of a few dedicated villagers, some of whom are still active members of the club today. From fairly modest beginnings, with two shale courts, the club has evolved significantly over the years.

The club is now an established institution in the local area, with over 150 members. Home to four courts, with three courts with the newly installed Floodlighting.

“

The spread of light has improved dramatically from the previously installed Metal Halide Floodlights. The lighting levels have improved and the conditions for our members are much better, as the BELL Lighting products come on immediately rather than having a delay.

The products require little to no maintenance which makes things a lot easier for us. We would definitely recommend other clubs move over to LED fittings and BELL Lighting are a great option from our experience.

”


Dan Cosgrove
Stoney Stanton Tennis Club Captain

Lawn Tennis Association

Fully compliant to approved lighting levels standards



skylinePowertron



- Ideal for external sports lighting facilities
- Black powder coated die cast robust aluminium construction
- 600/1200/1800W Modular Body Design

Case Study: Stoney Stanton Tennis Club: BELL Powertron

Over the life of the fitting, Stoney Stanton Tennis Club could save: £69,972 in energy costs, energy savings 45%

- Annual Energy Saving 19,992 kWh
- Annual CO₂ Saving 5,000 kg

Drumbo Park Stadium:

Located just minutes from Belfast, Drumbo Park is a multi-purpose venue which hosts events, hen or stag night parties and live racing; the venue also provides varied with food options and aims to offer fun for all ages. Importantly, Drumbo Park plays host to a Dog Racing Track, offering a live racing event every Saturday evening.

With a large grandstand suitable for a considerable number of guests at any one time, it is vital that conditions for racing and hospitality are up to scratch. Like many high use businesses, Drumbo Park Stadium has undertaken extensive LED conversion in recent years but the "big prize" was converting the 126 Floodlights around the Race Track.

“

We were recommended to work with BELL Lighting and they worked closely with us to devise a solution that has not only saved us a fortune but has actually improved the quality of light around the track. We are now able to turn the lights on and off in between races to increase the drama of our race nights.

The overall result is superb and customer service throughout the process was excellent. I cannot recommend the BELL Lighting team highly enough to other stadiums and high use commercial users.

Nicholas Rose
Commercial Director

”



skylinevirtus

- Genuine replacement for 250/500/750W Metal Halide/Sodium Floodlights
- Wattage Switchable
- Asymmetric distribution, low light pollution (Asymmetric version)



Case Study: Drumbo Park Stadium: BELL Virtus

Over the life of the fitting, Drumbo Park Stadium could save: £89,284 in energy costs, energy saving 52%

- Annual Energy Saving 36,442 kWh
- Annual CO₂ Saving 9,111 kg

Maryland Gaelic Athletic Association:

Maryland GAA is a Gaelic Football club based in Drumraney, Ireland. The club was founded in 1957, and in the years since their inception, the club has developed a rich history in the Westmeath Intermediate Football Championships, winning the competition on two occasions.

Maryland GAA were also winners of the Celebrity Bainisteoir in 2008, a reality TV programme based around Gaelic Football which was first broadcast in Ireland in the year which Maryland GAA were crowned as winners.

“

We decided to update our lighting to ensure that the lighting levels were suitable for matchday events. BELL Lighting produced a lighting design which gave us confidence in moving forwards with their products and it was reassuring knowing that the knowledge was there for us to lean on.

The annual cost savings from switching to LED are massive and we are really pleased that we will also be reducing our carbon footprint as a result of the change.

”

Maryland GAA
Facilities Manager

Gaelic Athletic Association

Fully compliant to approved lighting levels standards



skylinepowertron



- Ideal for external sports lighting facilities
- Black powder coated die cast robust aluminium construction
- 600/1200/1800W Modular Body Design

Case Study: Maryland Gaelic Athletic Association: BELL Powertron

Over the life of the fitting, Maryland Gaelic Athletic Association could save: £75,600 in energy costs, energy saving 54%

- Annual Energy Saving 21,600 kWh
- Annual CO₂ Saving 5,400 kg

technical@belllighting.co.uk
sales@belllighting.co.uk

East Fife Football Club:

A semi-professional Football Club based in Methil, East Fife FC were established in 1903.

Today, East Fife are a member of the Scottish Professional Football League, playing in the fourth tier of Scottish Football (Scottish League Two).

East Fife are one of four SPFL clubs based in Fife, but they stand apart as the most successful club in the area with reference to major honours, as the first club to win the Scottish League Cup on three occasions. They are also one of only two clubs to win the competition whilst playing in the second tier of the league pyramid in Scotland.

“

The new lighting installation from BELL has made a big difference. The light levels are consistent, and the conditions are much better than they were previously, meaning that the experience is also much better for fans in the stadium. It's great to see the pitch looking so bright and we're glad that the move over to LED has been received so positively by everyone at the club.

We would definitely recommend using BELL Lighting based on what they have done for us.

”

**East Fife FC
Stadium Director**

Scottish Football Association

Fully compliant to approved lighting levels standards



SkylinePowertron

- Ideal for external sports lighting facilities
- Black powder coated die cast robust aluminium construction
- 600/1200/1800W Modular Body Design

Case Study: East Fife Football Club: BELL Powertron

Over the life of the fitting, East Fife Football Club could save: £86,100 in energy costs, energy saving 53%

- Annual Energy Saving 24,600 kWh
- Annual CO₂ Saving 6,150 kg



British Electric Lamps Ltd
BELL House, Foxbridge Way
Normanton Ind Est, Normanton
West Yorkshire. WF6 1TN



BELL Ireland
Marina House, Clarence Street
Dun Laoghaire, County Dublin
Ireland. A96 AX76

T: +44 (0)1924 893380
E: sales@belllighting.co.uk

www.belllighting.co.uk



Certificate Number: 12255 QMS-001
ISO 9001: 2015
ISO 14001: 2015
ISO 45001: 2018



British Family Run Business

British Electric Lamps Ltd
www.belllighting.co.uk